

Ceramic-Ferromagnetic-Graphite Polymer Composites for Electromagnetic Radiation Absorbing

Denis Miroshnichenko, Vladimir Lebedev, Oleksii Shestopalov, Alina Lytvyn, Maksym Riabchenko, Ruslan Kryvobok, Irina Varshamova, Olena Bogoyavlenska, Tetyana Tykhomyrova, Mikhailo Miroshnychenko*

National Technical University «Kharkiv Polytechnic Institute», 61002, Kirpychova str.2, Kharkiv, Ukraine

Received January 21, 2024; Accepted May 15, 2024

Abstract

Electromagnetic absorbing composites modified by ceramic-ferromagnetic-graphite (CFG) fillers were first received. Ceramic-ferromagnetic-graphite polymer composites impact strength characteristics were researched and compositions with a higher silicon carbide SiC-10 % wt. content were studied, while chromium oxide Cr₂O₃ and graphite content in 5-15% wt. range was optimized. It is shown, that chromium oxide Cr₂O₃ and graphite introduction in polyamide 6-SiC 10 % wt. system increases their impact strength and breaking stress during bending. As a result of statistical data processing, the approximating curves equation were obtained, which allow to calculate ceramic-ferromagnetic-graphite polymer composites strength characteristics. It is shown that the nature of modification effect for CFG fillers on ceramic-ferromagnetic-graphite polymer composites complex spectral characteristics for absorbing electromagnetic radiation indicates the advantage in using complex system in order to receive effective materials.

Keywords: *Polymer; Ceramic; Ferromagnetic; Graphite; Composites; Electromagnetic radiation; Absorbing materials; Strength properties; Spectral characteristics.*

1. Introduction

The widespread polymer composites using for absorbing electromagnetic radiation is associated with industry development and modern electronic pollution emergence [1-6]. The highly efficient materials development for electromagnetic radiation absorption with small thickness, low density, transmission and absorption wide range, which are of great interest for solving problems with electromagnetic radiation absorption, is underway [7-8].

In general, the action mechanism of modern materials for electromagnetic radiation absorption is related to the electromagnetic radiation dissipation falling on them at a minimum reflection level, which allows solving various functional tasks. This can be "parasitic" radiation absorption inside the high-frequency units in different devices or the military equipment radar visibility reduction. Depending on the frequency range, which is usually determined by electromagnetic waves reflection coefficient, materials for electromagnetic radiation absorption are divided into broadband and resonant. Electromagnetic energy absorption occurs due to dielectric and magnetic losses, conduction losses, which are tried to be maximized in order to achieve maximum shielding efficiency. Today, there is a wide variety of shielding materials and composites due to interrelated factors. First, it is a complex mechanism of electromagnetic waves propagation and electromagnetic radiation absorption. Secondly, there is technological difficulties in materials synthesis with predefined electromagnetic properties in frequencies wide range.

There are many types of materials that can be used to shield electromagnetic radiation [9-22]. The most common type of material is metal, which can be used in the form of foil, mesh or

screen [11-13]. Other common materials include conductive polymers [9-10], composites [15-16] and ceramics [14]. Each type of material has its own advantages and disadvantages, so it is important to choose the right type of material for a specific application. Materials for protection against electromagnetic radiation based on metals [11] and ferromagnets [12], as a rule, are the most effective for blocking electromagnetic radiation, but they are the most expensive and technological difficult from a producing point of view. Conductive thermoplastic polymer materials are a good alternative to metal-based materials because they are more manufacturable and affordable, but they are not as effective in blocking electromagnetic radiation [17-19]. Composites and ceramics filled with silicon carbide [20], carbon fibers [21-22], carbon black [23], and carbon nanotubes [24-25] are two other options for high-performance shielding materials that strike a balance between manufacturability, affordability and efficiency. Thermoplastic composites based on polyamide, silicon carbide and potassium titanates yearly were received by us, but they have a small absorption coefficient [26-33]. So further research in the framework of the composites with complex CFG fillers application is perspective.

2. Material and methods

2.1. Object of study

The aim of the article is to study polymer ceramic-ferromagnetic-graphite composites for electromagnetic radiation absorbing. The tasks of the article are:

- to investigate CFG fillers impact on strength characteristics of polyamide-based polymer composites;
- determine the electromagnetic absorption characteristics by polymer composites based on polyamide and CFG fillers.

2.2. Materials

To receive polymer ceramic-ferromagnetic-graphite composites were used: polyamide 6 TM Durethane (Bayer, Germany); silicon carbide SiC powder (particles size 50–65 μm , specific volume resistivity, melting temperature 2700°C and coefficient of linear thermal expansion, α , between $5 \cdot 10^6$ and $7 \cdot 10^6$, K^{-1}); chromium oxide powder Cr_2O_3 (particle size 2–5 μm , melting temperature 2435° C, boiling temperature near 4000°C); graphite powder (particle size 20–25 μm), which was received from standard graphite workpiece (Fig. 1a).



Fig. 1 Photographs of laboratory research: a – graphite workpieces



b – roller crusher



Fig. 1 Photographs of laboratory research: c – cylindrical mill on elastic suspensions;

d – mechanical scatterer.

Graphite workpieces were crushed to a class of less than 0.2 mm using a roller crusher (Fig. 1, b). Analytical moisture, ash content, hydrogen and carbon parameters were determined in the received graphite sample (Table 1) according to the existing regulatory documentation: ISO 589:2015, DSTU 8995:2020, ISO 1171:2010, ISO 625:1996.

Next graphite sample was further crushed to 100% content of the grade less than 0.075 mm using a cylindrical mill (Fig. 1, c) on scatterer (Fig. 1, d) on 0.02 mm sieves (Table 2).

Polymer ceramic-ferromagnetic-graphite composites were received on single-screw laboratory at 170–200°C and a screw speed 30–100 rpm.

Table 1. Quality indicators of carbon graphite sample.

Nº	Indicator	Symbol, unit of measurement	Value
1	Total moisture	W^r_t , %	0,10
2	Analytical moisture	W^a , %	0,10
3	Ash content	A^d , %	0,18
4	Carbon content	C^d , %	99,06
5	Hydrogen content	H^d , %	0,76

Table 2. Graphite sieve analysis results

Class, mm	Value, %
< 0,02	31,4–43,2
0,02–0,075	56,8–68,6

2.3. Research methods

Impact strength and breaking stress during bending determination was carried out according to ISO 180 and ISO 178, respectively. Spectral characteristics was performed on a scalar spectrum analyzer P2–65 in automatic mode in the frequency range 26–37.5 GHz.

LabVIEW (National Instruments) were used to digitize the spectra via a computer. The examined samples size satisfied the requirements for the waveguide cross-section complete filling (7.2x3.4 mm²) with a sample thickness 5 mm. The transmission coefficient T and the voltage standing wave ratio (SWR (Standing wave ratio)) were determined in the samples.

3. Results of ceramic-ferromagnetic-graphite polymer composites development

Primary studies were directed at studying the introduction impact of silicon carbide SiC, chromium oxide Cr₂O₃ and graphite on the polyamide 6 compositions strength properties. From previous works [26,28] it was established that increasing the silicon carbide SiC content in polyamide 6 led to an increase in both impact strength and breaking stress during bending (flexural strength). Looking for this characteristics optimal filler content is 5% wt. received compositions doesn't have sufficient electromagnetic radiation absorption properties. Compositions with a higher silicon carbide SiC - 10 % wt. content and optimized the chromium oxide (Cr₂O₃) and graphite content in 5–15 % wt. range are researched in this article. Also, to establish the synergistic effect while using three different CFG fillers, polyamide 6 – SiC – Cr₂O₃ – graphite systems were researched. In the fig.2 presents data on fillers degree impact for ceramic-ferromagnetic-graphite polymer composites based on the polyamide 6 – SiC – Cr₂O₃ – graphite system on impact strength and breaking stress during bending (flexural strength). Data from Fig. 2 shows that chromium oxide Cr₂O₃ and graphite introduction in polyamide 6 - SiC 10 % wt. system increases their impact strength and breaking stress during bending.

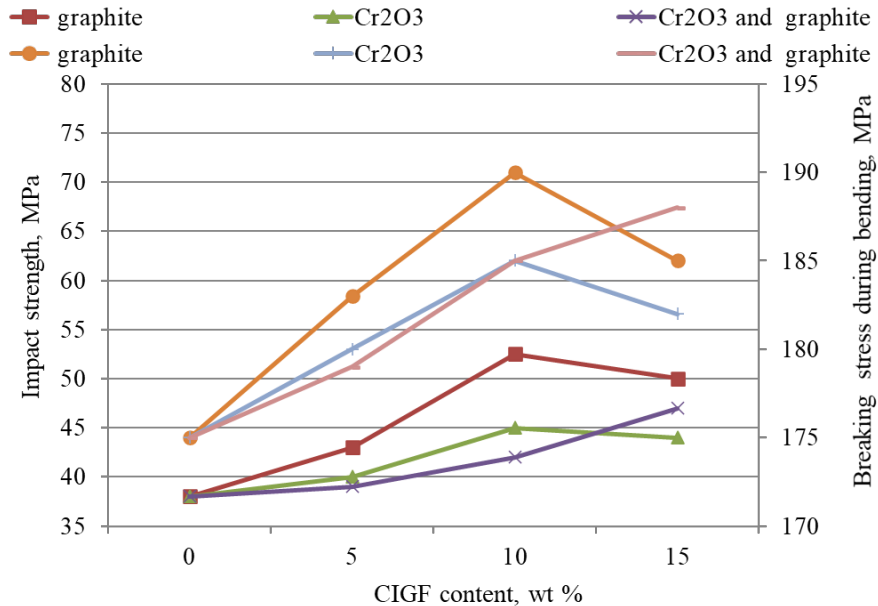


Fig 2. Fillers degree impact on impact strength and breaking stress during bending of polymer ceramic - inorganic composite based on polyamide 6 – SiC 10 wt %– Cr₂O₃ 5-15 wt %– graphite 5-15 wt %.

A statistical data processing resulted in building approximating curves equations, which allow to calculate the impact strength a (MPa) and breaking stress during bending σ (MPa) value depending on graphite and chromium oxide content:

$$a = 37,7279 + 1,5348 \cdot x + 0,4927 \cdot y - 0,0414 \cdot x^2 - 0,0756 \cdot x \cdot y - 0,0004 \cdot y^2 \quad (1)$$

$$\sigma = 174,8137 + 2,3214 \cdot x + 1,3845 \cdot y - 0,105 \cdot x^2 - 0,0827 \cdot x \cdot y - 0,0566 \cdot y^2 \quad (2)$$

where x – graphite content, wt %; y – Cr₂O₃ content, wt %.

Equations 1 and 2 allows to simulate impact strength (Fig. 3) and breaking stress during bending (Fig. 4) values while fillers (graphite and Cr₂O₃) content from 0 to 15%.

Fig. 2-4 analysis shows that the strength characteristics maximum level is typical for polyamide 6 - SiC 10 % wt.– graphite 10 % wt. systems. As a result of statistical data processing, the approximating curves equation were obtained, which allow to calculate ceramic-ferromagnetic-graphite polymer composites impact strength and breaking stress during bending. Such results indicate the advantage of using a triplex fillers system - SiC 10 % wt.– Cr₂O₃ 10 % wt.– graphite 10 % wt. in order to receive effective materials with high strength characteristics.

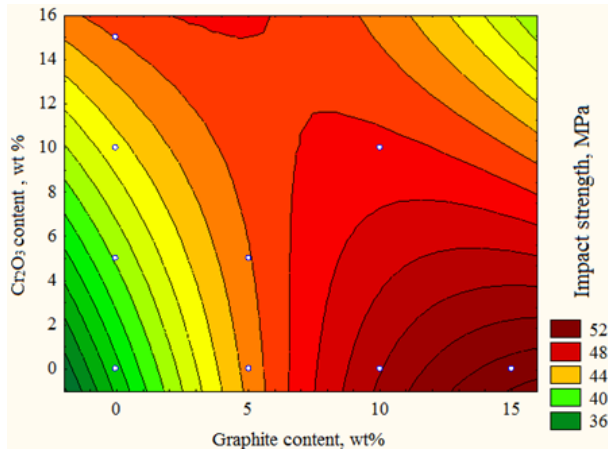


Fig. 3. 2D-model projection of impact strength (MPa) depends from graphite and Cr₂O₃ content, % wt in polymer composition based on polyamid 6 with 10 % wt. SiC.

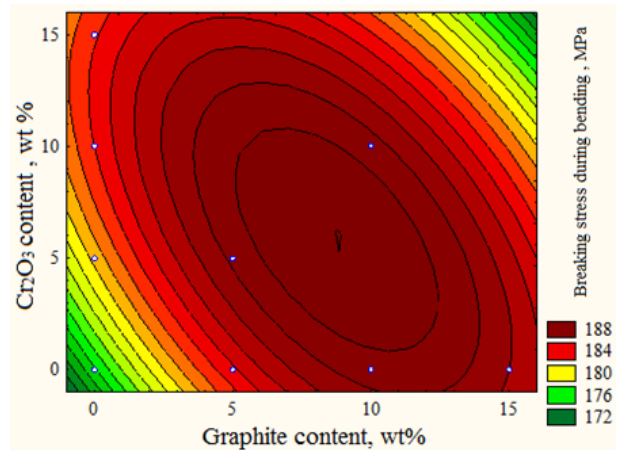


Fig. 4 2D-model projection of breaking stress during bending (MPa) depends from graphite and Cr₂O₃ content, % wt in polymer composition based on polyamid 6 with 10 % wt. SiC.

4. Results and discussion of spectral characteristics of ceramic-ferromagnetic-graphite polymer composites

For ceramic-ferromagnetic-graphite polymer composites with optimal strength characteristics researches of their electromagnetic radiation absorption characteristics on an automated scalar spectrum analyzer P2-65 in the frequency range 26–37.5 GHz. It was established that with Cr₂O₃ and graphite addition, an increase in the reflection coefficient Γ is observed (Fig. 4).

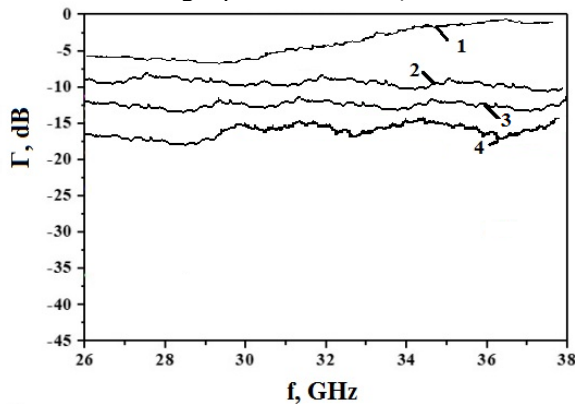


Fig. 4. Spectral dependence of the calculated reflection coefficient Γ for electromagnetic radiation absorption polymer ceramic-inorganic composites: 1 – polyamide 6 – SiC 10 wt%.; 2 – polyamide 6 – SiC 10 wt%– Cr₂O₃ 10 wt%.; 3 – polyamide 6 – SiC 10 wt%– graphite 10 wt%.; 4 – polyamide 6 – SiC 10 wt%– Cr₂O₃ 10 wt%.– graphite 10 wt%.

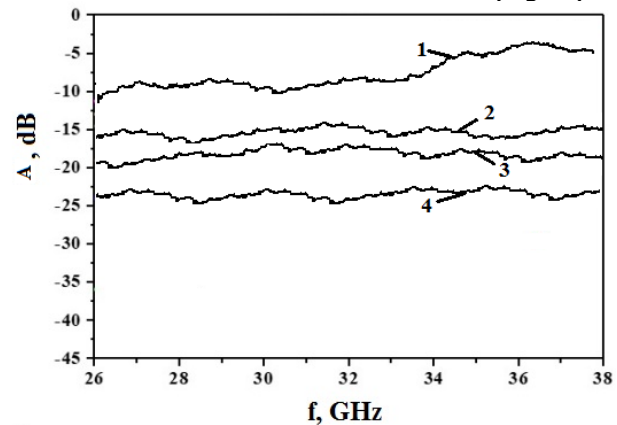


Fig 5. Spectral dependence of the calculated absorption coefficient A for electromagnetic radiation absorption polymer ceramic-inorganic composites: 1 – polyamide 6 – SiC 10 wt%.; 2 – polyamide 6 – SiC 10 wt%– Cr₂O₃ 10 wt%.; 3 – polyamide 6 – SiC 10 wt%– graphite 10 wt%.; 4 – polyamide 6 – SiC 10 wt%– Cr₂O₃ 10 wt%.– graphite 10 wt%.

The reflection coefficient Γ on SWR dependence we have used next formula:

$$\Gamma = \frac{SWR - 1}{SWR + 1} \quad (3)$$

The reflection coefficient highest level is typical for polyamide 6 - 10 % wt. silicon carbide - 10 % wt. Cr₂O₃ - 10 % wt. graphite, which is related to the complex nature of CFG fillers action. Next, the electromagnetic radiation absorption efficiency of received polymeric ceramic-inorganic-graphite composites was determined. To do this, we determined the absorption coefficient A (Fig. 5), which was calculated according to the formula:

$$A = 1 - \Gamma - T \quad (4)$$

An increase in the reflection coefficient Γ is observed when chromium oxide Cr_2O_3 and graphite are added to the systems - polyamide 6 - SiC 10 % wt. (Fig. 5) At the same time, the Γ highest level was typical for polyamide 6 - SiC 10 % wt.- Cr_2O_3 10 % wt.- graphite 10 % wt. Such results indicate the advantage of using a triplex fillers system - SiC 10 % wt.- Cr_2O_3 10 % wt.- graphite 10 % wt. in order to receive effective materials for electromagnetic radiation absorption.

5. Conclusions

Electromagnetic radiation absorbing composites modified by ceramic-ferromagnetic-graphite fillers were first received. Ceramic-ferromagnetic-graphite polymer composites impact strength and breaking stress during bending were researched and compositions with a higher silicon carbide SiC - 10 % wt. content were studied, while chromium oxide Cr_2O_3 and graphite content in 5-15% wt. range was optimized. It is shown, that chromium oxide Cr_2O_3 and graphite introduction in polyamide 6 - SiC 10 % wt. system increases their impact strength and breaking stress during bending. As a result of statistical data processing, the approximating curves equation were obtained, which allow to calculate ceramic-ferromagnetic-graphite polymer composites impact strength and breaking stress during bending.

It is shown that the nature of the effect of the modification of ceramic-ferromagnetic-graphite fillers on the complex of spectral characteristics of the studied indicates The ceramic-ferromagnetic-graphite fillers complex system using advantage is proven by studying the nature of modification effect on ceramic-ferromagnetic-graphite polymer composites for electromagnetic radiation absorption by CFG fillers. For polyamide 6 the triplex modification system consist on SiC 10 % wt. - Cr_2O_3 10 % wt. - graphite 10 % wt. and ensures the complex impact on composites characteristics from CFG fillers.

Symbols

W^a	<i>moisture contents, %;</i>
W^r_t	<i>total moisture, %;</i>
A^d	<i>ash content, %;</i>
C^d	<i>content of carbon, %;</i>
H^d	<i>content of hydrogen, %;</i>
a	<i>impact strength, MPa;</i>
σ	<i>breaking stress during bending;</i>
A	<i>absorption coefficient, %;</i>
Γ	<i>reflection coefficient, %;</i>
T	<i>transmission coefficient, %;</i>
SWR	<i>voltage standing wave ratio.</i>

References

- [1] Yu WC, Zhang GQ, Liu YH, Xu L, Yan DX, Huang HD, Tang JH, Xu JZ, Li .M. Selective electromagnetic interference shielding performance and superior mechanical strength of conductive polymer composites with oriented segregated conductive networks. *Chemical Engineering Journal*, 2019; 373: 556-564.
- [2] Rusly SNA, Matori KA, Ismail I, Abbas Z, Awang Z, Zulkimi MMM, Idris FM, Zaid MHM, Zulfikri ND. Microwave absorption properties of single- and double-layer coatings based on strontium hexaferrite and graphite nanocomposite. *Journal of Materials Science: Materials in Electronics*, 2018; 29: 14031-14045.
- [3] Wanasinghe D, Aslani F. A review on recent advancement of electromagnetic interference shielding novel metallic materials and processes. *Composites Part B: Engineering*, 2019; 176: 107207.
- [4] Rusly SNA, Ismail I, Matori KA, Abbas Z, Shaari AH, Awang Z, Ibrahim IR, Idris FM, Mohd Zaid MH, Mahmood MKA, Hasan IH. Influence of different BFO filler content on microwave absorption performances in BiFeO_3 /epoxy resin composite. *Ceramics International*, 2020; 4: 737-746.

- [5] Stancu V, Galatanu A, Enculescu M, Onea M, Popescu B, Palade P, Aradoaie M, Ciobanu R, Pintilie L. Influences of Dispersions' Shapes and Processing in Magnetic Field on Thermal Conductibility of PDMS-Fe₃O₄ Composites. *Materials*, 2021; 14(13): 3696.
- [6] Zhao B, Wang S, Zhao C, Li R, Hamidinejad tween carbon materials and Ni chains in flexible poly(vinylidene fluoride) composite films with high heat dissipation to improve electromagnetic shielding properties. *Carbon*, 2018;127: 469-478.
- [7] Menga F, Wanga H, Huang F, Guoa Y, Wanga Z, Huib D, Zhou Z. Graphene-based microwave absorbing composites: A review and prospective. *Composites Part B*, 2018; 137: 260-277.
- [8] Bibi M, Abbas SM, Ahmad N, Muhammad B, Iqbal Z, Rana UA, Khane SU. Microwaves absorbing characteristics of metal ferrite/multiwall carbon nanotubes nanocomposites in X-band. *Composites Part B: Engineering*, 2017; 114: 139-48.
- [9] Wang F, Wang X, Zhu JF, Yang HB, Kong XG, Liu X. Lightweight NiFe₂O₄ with controllable 3D network structure and enhanced microwave absorbing properties. *Scientific Reports*, 2016; 6: 37892.
- [10] Lv R, Kang F, Gu J, Gui X, Wei J, Wang K, Wu D. Carbon nanotubes filled with ferromagnetic alloy nanowires: lightweight and wide-band microwave absorber. *Applied Physics Letters*, 2008; 93: 223105.
- [11] Liu QH, Xu XH, Xia WH, Che RC, Chen C, Cao Q, He J. Dependency of magnetic microwave absorption on surface architecture of Co₂₀Ni₈₀ hierarchical structures studied by electron holography. *Nanoscale* 2015; 7: 1736-43.
- [12] Lv HL, Jia GB, Wang M, Shang CM, Zhang HQ, Du YW. Hexagonal-cone like of Fe₅₀Co₅₀ with broad frequency microwave absorption: effect of ultrasonic irradiation time. *Journal of Alloys and Compounds*, 2014; 615: 1037-42.
- [13] Lebedev V, Tykhomyrova T, Shestopalov O, Troshin O, Melnik T. Modeling the Optimal Composition of Structural Epoxy Composites Filled with Dispersed Metal Waste. *Key Engineering Materials*, 2020; 864: 250-256.
- [14] Lisachuk G, Kryvobok R, Voloshchuk V, Lapuzina O, Zakharov A. Study of Technological Features of Celsius Ceramics Creation. Proceedings of the 2021 IEEE 11th International Conference "Nanomaterials: Applications and Properties" (NAP 2021), 2021: P. 1-4.
- [15] Sahalai D, Bilets D, Lebedev V, Mysiak V, Miroshnichenko D, Sinitsyna A. Hybrid Biopolymer Nanocomposite Materials for Ecological and Biomedical Applications. Proceedings of the 2022 IEEE 12th International Conference "Nanomaterials: Applications and Properties" (NAP 2022), 2022: 184251
- [16] Shestopalov O., Briankin O., Lebedev V., Troshin O., Muradian A., Ocheretna V., Yaremenko N. Identifying the properties of epoxy composites filled with the solid phase of wastes from metal enterprises. *Eastern-European Journal of Enterprise Technologies*, 2019; 6(10-102): 25 - 31.
- [17] Zhu G, Cui X, Zhang Y, Chen S, Dong M, Liu H, Shao Q, Ding T, Wu S, Guo Z. Poly (vinyl butyral)/graphene oxide/poly (methylhydrosiloxane) nanocomposite coating for improved aluminum alloy anticorrosion. *Polymer*, 2019; 172: 415-422.
- [18] Lai H, Li W, Xu L, Wang X, Jiao H, Fan Z, Lei Z, Yuan Y. Scalable fabrication of highly cross-linked conductive nanofibrous films and their applications in energy storage and electromagnetic interference shielding. *Chemical Engineering Journal*, 2020; 400:125322.
- [19] Liang C, Hamidinejad M, Ma L, Wang Z, Park CB. Lightweight and flexible graphene/SiC-nanowires/ poly (vinylidene fluoride) composites for electromagnetic interference shielding and thermal management. *Carbon*, 2020; 156: P. 58-66.
- [20] Lisachuk G, Kryvobok R, Lapuzina O, Maystat M, Kryvobok N, Voloshchuk V, Gusarova I. To the problem of the creation of high-temperature radio-absorbing composite ceramic materials. Proceedings of the 2018 IEEE 8th International Conference on Nanomaterials: Applications & Properties (NAP-2018), 2018; 1: P. 01SPN41.
- [21] Tong XC. *Advanced materials and design for electromagnetic interference shielding*: CRC Press, Boca Raton: Engineering & Technology 2008.
- [22] Shah A, Wang YH, Huang H, Zhang L, Wang D., Zhou L, Duan YP, Dong XL, Zhang ZD. Microwave absorption and flexural properties of Fe nanoparticle/carbon fiber/ epoxy resin composite plates. *Composite Structures*, 2015; 131: 1132-41.
- [23] Al-Ghamdi AA, Al-Hartomy OA, A-Solamy FR, Dishovsky N, Malinova P, Atanasova P, Atanasovde N. Conductive carbon black/magnetite hybrid fillers in microwave absorbing composites based on natural rubber. *Composites Part B: Engineering*, 2016; 96: 231-41.

- [24] Hu JT, Zhao TK, Peng XR, Yang WB, Ji XL, Li T.. Growth of coiled amorphous carbon nanotube array forest and its electromagnetic wave absorbing properties. *Composites Part B: Engineering*, 2018; 134: 91–7.
- [25] Makarova TL, Geydt P, Zakharchuk I, Lahderanta E, Komlev AA, Zyrianova AA, Kanygin MA, Sedelnikova OV, Suslyayev VI, Bulusheva LG, Okotrub AV. Correlation between manufacturing processes and anisotropic magnetic and electromagnetic properties of carbon nanotube/polystyrene composites. *Composites Part B: Engineering*, 2016; 91: 505–12.
- [26] Lebedev V, Kryvobok R, Cherkashina A, Bliznyuk A, Lisachuk G, Tykhomyrova T. Design and Research Polymer Composites For Absorption Of Electromagnetic Radiation. *Proceedings of the 2022 IEEE 3rd KhPI Week on Advanced Technology (KhPIWeek)*, 2022: 1-4.
- [27] Lebedev V, Miroshnichenko D, Bilets D, Tykhomyrova T, Tsereniuk O, Krygina N. Design And Researching Conductive Hybrid Biopolymer Nanocomposite Materials For Micro-And Nanoelectronics. *Proceedings of the 2022 IEEE 3rd KhPI Week on Advanced Technology (KhPIWeek)*, 2022: 537–540.
- [28] Miroshnichenko D, Lebedev V, Riabchenko M, Kryvobok R, Cherkashina A, Lisachuk G. Soloviev Y, Stukhlyak P, Mykytyshyn A. Use of the Graphite to Obtain Composites for Absorbing Electromagnetic Radiatio. *Petroleum and Coal*, 2023; 65(3): 718-723.
- [29] Lebedev VV, Miroshnichenko DV, Nyakuma BB, Moiseev VF, Shestopalov OV., Vyrovets SV. Design of inorganic polymer composites for electromagnetic radiation absorption using potassium titanates. *Journal of Engineering Sciences*, 2023; 10(1): C1-C8.
- [30] Lebedev V, Miroshnichenko D, Shestopalov O, Hrubnik A, Nyakuma BB. Study of Polymer Inorganic Composites for Electromagnetic Radiation Absorption Using Potassium Titanates. *Materials Science Forum*, 2023; 1096: 73–79.
- [31] Lebedev VV, Miroshnichenko DV, Kryvobok RV, Cherkashina AM, Riabchenko MO. Ceramic-inorganic polymer composites for protection against electromagnetic radiation mechanical properties designing. *IOP Conference Series: Earth and Environmental Science*, 2023; 1254(12023): 012010.
- [32] Kopylov S, Cherkashina A, Hrubnik A, Lebedev V, Miroshnichenko D, Riabchenko M, Shestopalov O. Polymer Inorganic Nanocomposites for Electromagnetic Radiation Absorption Using Potassium Titanates. *2023 IEEE 13th International Conference Nanomaterials: Applications & Properties (NAP)*, 2023: NSS12-1-NSS12-4.
- [33] Lebedev V, Shestopalov O, Vyrovets S, Masikevych A, Baranova A. Electromagnetic Radiation Absorption Polymer Ceramic-Inorganic Composites Mechanical Properties Optimization. *Lecture Notes in Networks and Systems*, 2023; 808: 403–412.

To whom correspondence should be addressed: prof. Denis Miroshnichenko, National Technical University «Kharkiv Polytechnic Institute», 61002, Kirpychova str.2, Kharkiv, Ukraine, E-mail: dumir79@gmail.com